

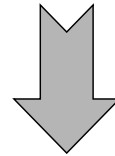
BCI TUESDAY MORNING #1
Total = 30.2 Miles +/-969'

Miles	Go	*L Consider Box Turn option	Dist
0.0	E	UCP Parking Lot	0.1
0.1	R	BEECH TREE	0.1
0.2	R	UNIVERSITY	1.2
1.4	R	HARVARD	4.7
6.1	L	WALNUT	1.0
7.1	R	TUSTIN RANCH	2.9
10.0	R	PORTOLA	1.4
11.4	*L	CULVER /	0.7
12.1	to	/ ORCHARD HILLS	1.2
13.3	L	PORTOLA	3.2
16.5	R	PORTOLA SPRINGS	0.3
16.8	R	MODJESKA	0.6
17.4	L	IRVINE BLVD	2.4
19.8	*L	BAKE	0.1
19.9	R	into Shopping Center	0.2

Short
Cut:
Turn
Over

Total = 24.9 Miles SHORT CUT #1s
+/-577'

Miles	Go	*L Consider Box Turn option	Dist
0.0	E	UCP Parking Lot	0.1
0.1	R	BEECH TREE	0.1
0.2	R	UNIVERSITY	1.2
1.4	R	HARVARD	4.7
6.1	X	WALNUT	0.1



SKIP
 WALNUT, TUSTIN RANCH
 PORTOLA, CULVER
 ORCHARD HILLS
 & PORTOLA

6.2	R	Peters Canyon Trail (path)	1.4
7.6	BR	Exit trail to E.B. Irvine Blvd	0.1
7.7	R	IRVINE BLVD (East)	6.7
14.4	*L	BAKE	0.1
14.5	R	into Shopping Center	0.3

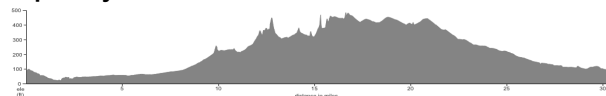
**STARBUCKS
 BAKE & TRABUCO, LAKE FOREST**

20.1	R	TRABUCO / IRVINE	0.6
20.4	R	PARKER	0.2
20.6	FL	HAMMOND	0.3
20.9	L	MUSICK (x IRVINE)	0.1
21.0	to	/ FAIRBANKS (x ALTON)	0.5
21.5	to	/ TOLEDO	0.3
21.8	R	ALTON	0.8
22.6	R	BARRANCA	1.5
24.1	R	TECHNOLOGY	1.4
25.5	R	LAGUNA CYN /	0.2
25.7	to	/ OAK CYN (x SAND CNY)	0.2
25.9	L	VALLEY OAK	1.3
27.2	R	DOVE CREEK	0.4
27.6	L	ROYAL OAK	0.1
27.7	R	QUAIL CREEK	0.3
28.0	L	JEFFREY	0.2
28.2	R	Freeway Trail (path)	0.8
29.0	R	Yale Connector	0.1
29.1	R	YALE (bridge over freeway)	0.7
29.8	R	ROYCE	0.2
30.0	L	BEECH TREE	0.1
30.1	R	UCP Parkinglot	0.1

**STARBUCKS
 BAKE & TRABUCO, LAKE FOREST**

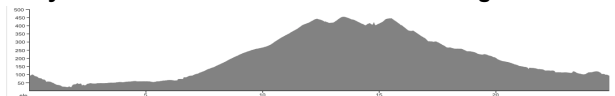
14.8	R	TRABUCO / IRVINE	0.6
15.0	R	PARKER	0.3
15.3	FL	HAMMOND	0.2
15.5	L	MUSICK (x IRVINE)	0.1
15.6	to	/ FAIRBANKS (x ALTON)	0.5
16.1	to	/ TOLEDO	0.4
16.5	R	ALTON	0.8
17.3	R	BARRANCA	1.5
18.8	R	TECHNOLOGY	1.4
20.2	R	LAGUNA CYN /	0.2
20.4	to	/ OAK CYN (x SAND CNY)	0.2
20.6	L	VALLEY OAK	1.3
21.9	R	DOVE CREEK	0.4
22.3	L	ROYAL OAK	0.1
22.4	R	QUAIL CREEK	0.2
22.6	L	JEFFREY	0.2
22.8	R	Freeway Trail (path)	0.9
23.7	R	Yale Connector	0.1
23.8	R	YALE (bridge over freeway)	0.6
24.4	R	ROYCE	0.3
24.7	L	BEECH TREE	0.1
24.8	R	UCP Parkinglot	0.1

ucp2sday.xls - 01



PLEASE report any crash to crash@bikeirvine.org
 Lunch after ride @ SE corner of Culver & Michelson
<https://ridewithgps.com/routes/26599732>
 Comments? Mailto:bill@bikeirvine.org

Bicycle Club of Irvine ~ www.BikeIrvine.org



PLEASE report any crash to crash@bikeirvine.org
 Lunch after ride @ SE corner of Culver & Michelson
<https://ridewithgps.com/routes/26599780>
2 Sided
 UPDATED: 5/28/2018